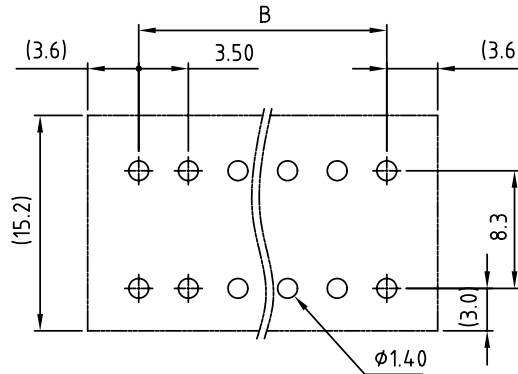
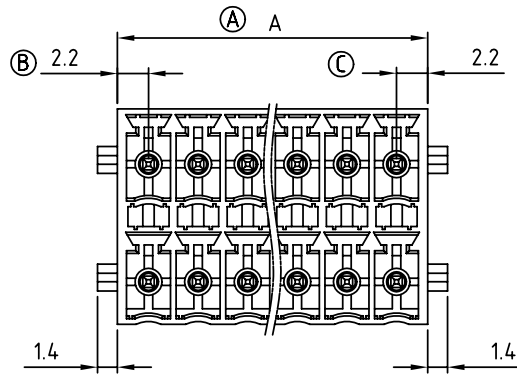


SIGN	DATE	DESCRIPTION	APPROVER
△	9/17'10	How to order is changed	Runner
THIS IS CAD DRAWING, DO NOT REVISE MANUALLY!!!			



PCB Layout

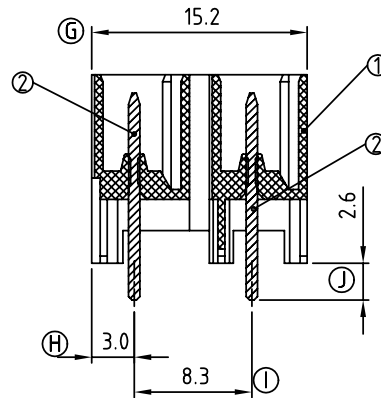
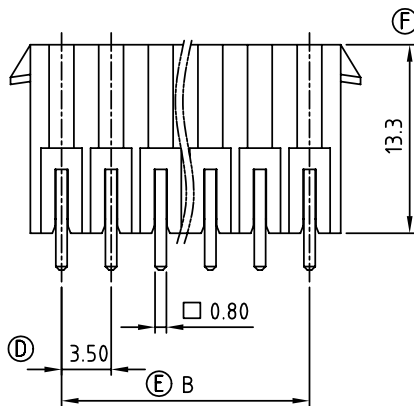
Material:

- Item ① Terminal(housing): PA66 30% GF (UL94V-0)
- Item ② Contact pin of short: copper.tin plated

Electrical:

- Voltage rating: 160V
- Current rating: 5.5A
- Withstanding Voltage: 1.32 KV
- Operating temperature: -40°C to +115°C
- Soldering temperature: 250°C ±10°C/5 Sec
- APPROVAL: US

cULus



KE xx 1 3 x 0 xxxx G

No. OF POLES

- 04: 2x2 POLES
- 06: 2x3 POLES
- ...
- 48: 2x24 POLES

COLOR

- 0 Black (RAL9005)
- 2 Red (RAL3001/D)
- 3 Orange(RAL2011/P)
- 4 Yellow(RAL1018/A)
- 5 Green(RAL6018/T)
- 6 Blue (RAL5015/A)
- 8 Grey(RAL7035/D)

G: Pb<40000ppm

- A00 0: "@" Mark
- △ A00 A: "ANYTEK" Mark

Any special item by customer request. please contact sales department.

POLE	2x2	2x3	2x4	2x5	2x6	2x7	2x8	2x9	2x10	2x11	2x12	
A	7.90	11.40	14.90	18.40	21.90	25.40	28.90	32.40	35.90	39.40	42.90	
B	3.50	7.00	10.50	14.00	17.50	21.00	24.50	28.00	31.50	35.00	38.50	
Tol.	±0.15					±0.20						
POLE	2x13	2x14	2x15	2x16	2x17	2x18	2x19	2x20	2x21	2x22	2x23	2x24
A	46.40	49.90	53.40	56.90	60.40	63.90	67.40	70.90	74.40	77.90	81.40	84.90
B	42.00	45.50	49.00	52.50	56.00	59.50	63.00	66.50	70.00	73.50	77.00	80.50
Tol.	±0.25					±0.30						

ANYTEK

CUSTOMER COPY

ALL RIGHTS RESERVED. REPRODUCTION OR ISSUE TO THIRD PARTIES IN ANY FORM WHATSOEVER IS NOT PERMITTED WITHOUT WRITTEN AUTHORITY FROM THE PROPRIETOR. PROPERTY OF ANYTEK TECHNOLOGY CO., LTD

TITLE		KE 3.5mm With Holder Series (Vertical) DIP type										
PART NO.	KExx13x0xxxxG	DWG NO.	8KE0011									
APPROVED	CHECKED	DESIGNED	DRAWN	CUST NO.								Tolerance
		Runner	Runner		UNIT: mm						X. ±0.50	
		2010.09.17	2010.04.12			SCALE: NONE						X.X ±0.30
				SHEET: 01/01	REV.: C						X.XX ±0.10	
											X° ±1°	