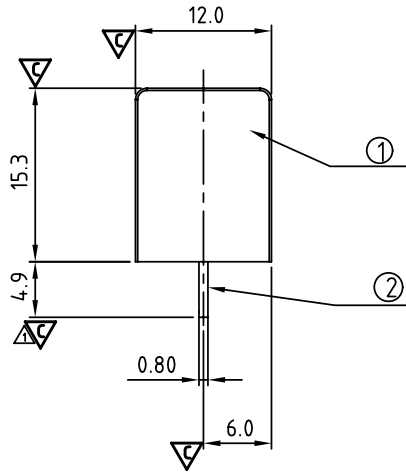
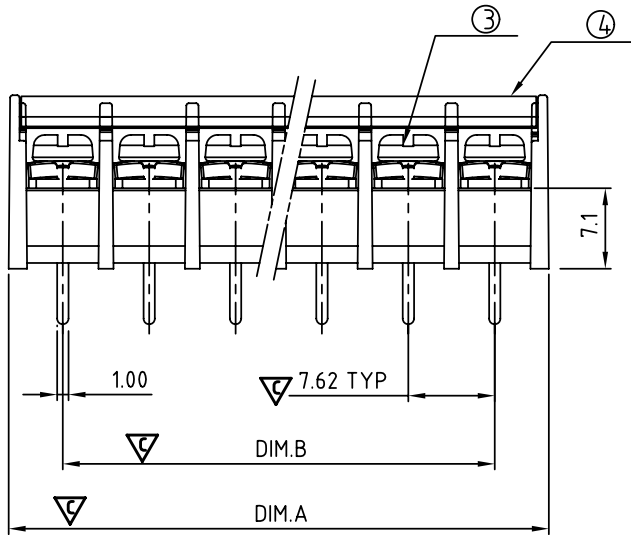
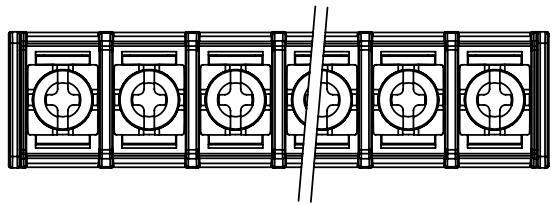


SIGN	DATE	DESCRIPTION	APPROVER
△	7/17'08	The dimension changed from 4.5 to 4.9	kind
△	7/17'08	Temp.range changed from -40°C 105°C to -40°C 115°C	kind
△	2009.1.7	APPROVAL: cULus	Kind
△	2009.7.3	COVER TRANSPARENT PVC TO PC	Aaron
△	11/20'12	Change the screw plating specification	Jacky
<i>THIS IS CAD DRAWING, DO NOT REVISE MANUALLY!!!</i>			



MATERIALS ELECTRICAL

RATED VOLTAGE & CURRENT: 300 V, 15 A
 WITHSTAND VOLTAGE: AC 2000 V/Min
 INSULATION RESISTANCE: 1000 MΩ OR MORE AT DC 500 V
 △ OPERATING TEMPERATURE RANGE: -40 °C ~ +115 °C
 SCREW TORQUE VALUE: 5.2 Lb-In.
 WIRE RANGE: 14 ~ 22 AWG
 1) MOLDED PARTS: THERMOPLASTIC, UL 94 V-0 BLACK
 2) TERMINAL: BRASS, 0.8t, Tin PLATED
 △ 3) TERMINAL SCREWS: STEEL, M3
 △ 4) COVER: TRANSPARENT, PC

APPROVAL: Critical dimension:
 PART No:

YK 303xx 2 x x 00G

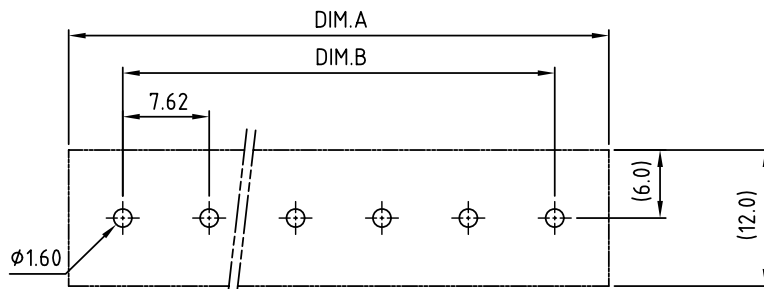
NO. OF POLES
 02: 2 POLES
 03: 3 POLES
 04: 4 POLES
 ...
 20: 20 POLES

G:RoHS compliant(lead<4%)
 in copper alloy

MARK
 0: "@ " MAK
 1: "ANY" MAK

TERMINAL & SCREW PLATED
 0: TERMINAL & SCREW: G/F
 △ 1: TERMINAL: G/F, SCREW: Zinc
 2: TERMINAL: Sn, SCREW: G/F
 △ 3: TERMINAL: Sn, SCREW: Zinc

DIM		TOL			
		2P-4P	5P-10P	11P-16P	17P-20P
Dim A	(N-1)×7.62+9.54	±0.20	±0.30	±0.40	±0.50
Dim B	(N-1)×7.62	±0.20	±0.30	±0.40	±0.50



P.C.B LAYOUT (Top View)

ANYTEK

CUSTOMER COPY

ALL RIGHTS RESERVED. REPRODUCTION OR ISSUE TO THIRD PARTIES IN ANY FORM WHATSOEVER IS NOT PERMITTED WITHOUT WRITTEN AUTHORITY FROM THE PROPRIETOR. PROPERTY OF ANYTEK TECHNOLOGY CO., LTD

TITLE		YK-303 W/o Flange & with cover Series				
PART NO.		YK303xx2xx00G		DWG NO.		8YK0003-303
APPROVED	CHECKED	DESIGNED	DRAWN	CUST NO.		Tolerance
		Jacky 2012.11.20	Jacky 2012.11.20			X. ±0.50
						X.X ±0.30
						UNIT: mm
				SHEET: 01/01		X° ±1°
				REV: E		